

FMC®

**While you're
sleeping like a log,
guess who's
sawing wood?**



TERMITE MANAGEMENT



Your home is your castle.



Biflex makes it a fortress against termites.

Our termite treatment creates an invisible termite barrier, that will give you the peace of mind that comes only in knowing your investment has been protected *professionally with the best termiticide treatment available.*

People Who Care Choose



BN 45
roplex
o, 9 Arc
Murarrie
PO Box 526, Cann

Contact Number

How to save your home, and your budget, from being eaten full of holes.

What can termites do to my home?

Termites work silently and invisibly sawing into your floor joists, cutting into your wall studs, hollowing out the heart of your home and hiding the damage until it's too late.

One of the greatest hazards any homeowner faces is termites, which do more damage than fires, storms and earthquakes combined. Termites survive by eating wood, paper, fiberboard, cotton fabrics, and other cellulose products. If ignored, termites can actually threaten the structural integrity of your house, and this is where the danger lies.

Termites infest millions of homes nationwide, causing over \$100 million damage annually, according to information available from the National Registration Authority.

What should I know about a termite colony?

Subterranean termites are native to virtually every State in Australia. Although small in size they are large in numbers. Termites congregate in enormous underground colonies, as deep as 5m underground, that house hundreds of thousands to millions of individual termites. They are dispersed throughout the soil at feeding sites around your home.

How can a professional pest control firm help?

Only a trained professional understands the intricacies of how a termite colony behaves.

Using advanced materials, such as **Biflex**, a skilled, professional applicator can effectively apply a termite barrier that is designed to control termites and minimise the risk from any future termite attack.



Supplementary Reproductives act as replacements for the Queen if she should die. Even if the queen is healthy, they may also produce eggs to help increase colony size.



Winged Reproductives are the termites you may see when they "swarm", usually in Spring signaling a well-developed colony. After shedding their wings, reproductives pair off, burrow into the soil and begin a new colony.



Nymphs mature into one of the four termite castes shown here.



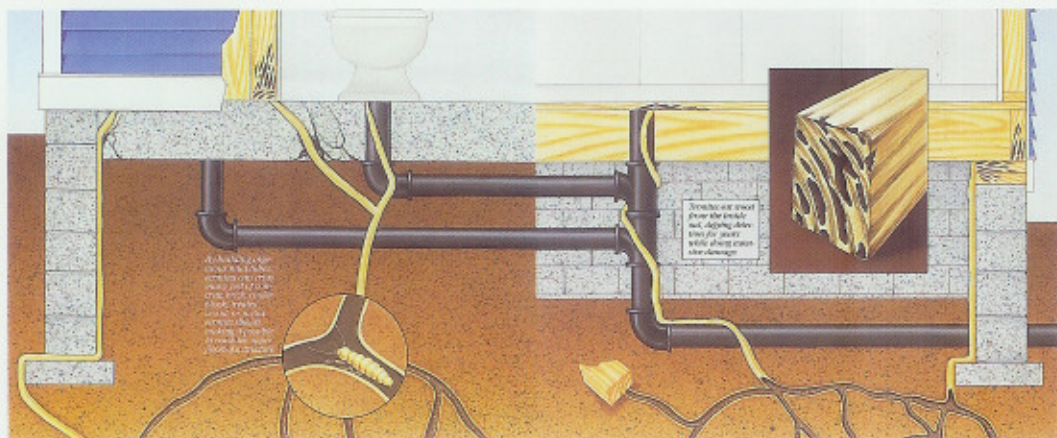
The Queen occupies a "royal cell" with the king. She may live up to 25 years, laying many thousands of eggs annually.



Workers represent most of the termites in a colony. Blind and sterile, they forage for the colony's food. Most damage is caused by worker termites.



Soldiers with armoured heads and strong jaws, protect the colony from enemies, most commonly ants.



Termites work the day shift, the night shift, weekends and holidays.

How do termites get in?

Houses and other buildings provide termites with the ideal combination of warmth, moisture and food sources. Termites can find ways to enter your house that you've never thought of. They are small enough to gain entry into hidden areas of basements, crawl spaces, and concrete slabs, through openings as small as 0.8mm.

Termite survival depends on finding edible material to support the colony. Moving out from their colony, they tunnel through the soil in search of moisture and food. They forage around bark landscaping, near air conditioner drip lines and below gutters. They also like tree stumps, timber decks, buried wood or construction material, and piles of firewood. A loose mortar joint, a small space around a drain pipe, or a settlement crack in the concrete slab is all they need to gain entry to your home.

Aren't new houses and homes with concrete slabs virtually termite-proof?

The experience of homeowners nationwide shows that no home, new or old, is safe from termites. By building mud tubes, termites can

cross concrete, brick, metal termite shields, pre-treated wood, or even a professionally applied termite barrier. **Landscaping activities by the homeowner are also capable of disturbing the barrier - thus creating entry points for termites to attack your home.**

If I haven't seen swarming termites, or traces of damage, can my home still be in danger?

Unfortunately, yes. When a colony swarms, the winged termites are reproductive males and females and may be in the air for just a few minutes.

Termites colonise structural members internally and eat wood from the inside out; making their activity detectable only by a professional termite inspection.

When is the right time to call in a termite professional?

The longer you delay treatment, the more damage termites will do. The termite treatment and structural repairs will become more extensive and more expensive. Generally speaking, the sooner you approve treatment, the better.

How a professional protects your home and property.

How does a professional inspection uncover termite activity that's invisible to me?

While much termite damage is hidden, termites have few secrets to the eyes of a professional.

Professional pest control managers are well trained in termite behaviour. They have available sophisticated equipment to detect termite activity, and they can also determine how the termites got there.

As professionals they will be familiar with the treatment options and how to use them to CUSTOMIZE A TREATMENT PROGRAM THAT IS SPECIFICALLY DESIGNED TO PROTECT YOUR MOST IMPORTANT INVESTMENT . . . YOUR HOME.

What will be done to get rid of the termites?

An invisible barrier will be created between your home and the termites, blocking them from your house.

- (1) Treatment begins with a thorough inspection.
- (2) Then, an analysis of your home and property.
- (3) And finally, applying an invisible **Biflex** barrier to effectively control, repel and prevent re-entry of termites for many years.

Ant or termite? Winged termites are usually about 5mm in length. They appear to have two body segments, straight antennae, and two pair of equally long wings. Winged ants have three body segments with a narrow waist, elbowed antennae and a longer pair of front wings.



2. ANALYSIS



How is this invisible barrier installed?

Methods vary with each house, depending on the type of foundation or basement, construction materials, number and type of porches, patios, chimneys, etc. By digging narrow trenches along external walls and drilling and/or cutting through horizontal surfaces **Biflex** can be applied where it will kill termites within your home and block the colony's re-entry.

Won't this kind of thorough treatment be a lot of trouble?

No. A modern termite control treatment may usually take a day or two, or maybe even less, with very little upset to your daily routine. And, considering the fact that a home is the largest single investment most Australian families will ever make, protecting its value is not much trouble at all.

Coptotermes acinaciformis.

This species is the most destructive to wooden buildings and other wooden structures in Australia. *Mastotermes darwiniensis* has greater overall destructive potential, however, as *Coptotermes acinaciformis* is more widely spread throughout the country, it is therefore considered the most economically important termite. Soil contact for this species is not essential. Colonies have been found in high-rise buildings.





Why we use **Biflex**[®] to protect your home.



Only professional pest control managers have the experience, knowledge and access to quality products to protect your home from threat of termite infestation and serious structural damage. One of the tools we use to stop termites is a superior termiticide.

We've chosen FMC's **Biflex** over all the other termiticides because it combines powerful protection and environmental compatibility.

Biflex is effective at low concentrations.

Independent tests have shown that **Biflex** stops termites. We'd have to use at least ten to twenty times as much of some other termiticides to match the stopping power of **Biflex**. That's a powerful advantage we know you'll want.

Biflex keeps protecting longer.

We want your home to have long-lasting protection, and **Biflex** delivers it. In CSIRO field trials in Australia as well as other global trials, **Biflex** has provided

outstanding termite control, compared to competitive products. Professional use of the product has been similarly successful.

Biflex won't hang around in your home.

Its active ingredient has very low volatility. That means you're not exposed to airborne residues after treatment and **Biflex** has very low odour compared to some other products.


You want termite protection to be as environmentally responsible as it is effective, and we agree. That's another reason we've chosen **Biflex** from FMC as the best option.

Finally, **Biflex** can be safely used to create termite barriers around vegetables and fruit trees because of its non-systemic features.

Professional termite protection is your only sensible choice. As professionals, we have confidence in **Biflex**.

What you'll see as we treat your home with **Biflex**[®]

- 1** Trench and treat outside foundation.
The basic first step.



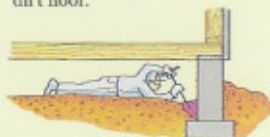
- 6** Treat around chimney area.



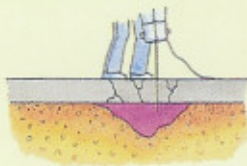
- 10*** Trench and treat around external perimeter of slab.




- 2** Trench and treat inside crawl space foundation wall. This is necessary if your house has crawl space or a basement with a dirt floor.



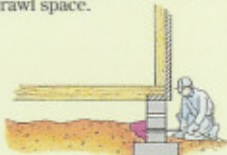
- 7** Treat cracks, expansion joints and voids under basement floor or slab.



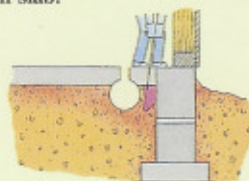
- 11*** Trench and treat soil beneath porch or deck.



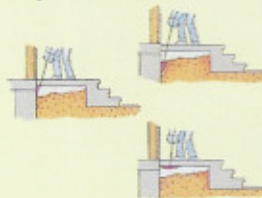
- 3** Treat soil under a crawl space. If space is limited, we'll usually have to drill small holes in the outside concrete wall surrounding the crawl space.



- 8** Treat near ducts in slab.



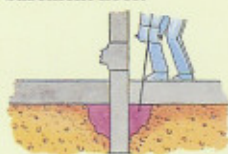
- 12** Treat between steps and house.



- 4** Treat beneath plant boxes or other parts of the structure that protrude out from the main structure.



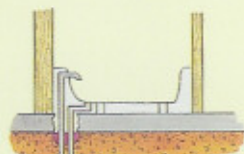
- 9** Treat areas where pipes and utility lines penetrate slab or basement floor.



- 13** Treat colonies in surrounding trees and stumps.



- 5** Soil under plumbing fittings must be treated and access panels may have to be cut.



The following important information applies to all termite barriers: The Australian Standard AS 3660 Series Protection of Buildings from Subterranean Termites provides details for minimising the risks to buildings from termite attack, and methods for treatment to control termite infestations. The provision of a complete termite barrier will impede and discourage termite entry into buildings. It cannot prevent termite attack. Termites can still bridge or breach barriers but they can be detected more readily during routine inspections.

*Cutting through concrete footpaths and patios, or the removal of pavers - (so as to dig a trench) down to the top of the footing and the subsequent treatment of this trench may well be the first option under these circumstances.

Biflex[®]
ULTRA-LO-ODOUR TERMITICIDE
& INSECTICIDE

Biflex[®] **Aqua**
Water Based
Termiticide & Insecticide

A blue circular graphic containing a stylized house icon, a water droplet, and several smaller circles, representing water-based protection.

*Get the Biflex Advantage
10 Years Proven Protection*

FMC[®]

FMC AUSTRALASIA PTY LTD

ABN 45 095 326 891

Metroplex on Gateway

Unit 6, 9 Archemedes Place

Murarie Qld 4172

PO Box 526, Cannon Hill Qld 4170

Contact Number 1800 066 355

www.fmcaustralasia.com.au